



VPM PRESERVATION PENSION AND PROVIDENT FUND

Value Portfolio Managers (Pty) Limited
An Authorised Financial Service Provider

15 Boeing Road West Bedfordview 2007
P O Box 1727 Bedfordview 2008
Telephone: (011) 622-7692
Fax: 086 671 4730
E-mail: valuepm@worldonline.co.za
www.valueportfolio.co.za
FSP Number 635

VPM Preservation Pension & Provident Fund Fund Fact Sheet - as at 31 October 2024

Fund Information

Fund Inception Date	March 1999
Fund Market Value (31 October 2024)	R84.10 million

Fund Description

The VPM Preservation Pension and Provident Funds are governed, managed and administrated as retirement funds in terms of the Pension Funds Act and associated regulations. The Funds offer a choice of two portfolios to meet the particular needs of clients.

The "Equity Balanced" portfolio is managed as a balanced portfolio and invests in a mix of shares, bonds and cash. The asset allocation emphasises growth of capital. The "Income" portfolio gives preference

to capital preservation and interest generating investments. Both portfolios may purchase foreign investments within the allowances of the South African Exchange Control regulations.

The returns of the "Equity Balanced" portfolio are more likely to reflect the returns of equity investments while the returns of the "Income" portfolio those of cash and money market investments.

Portfolio Choice

The value of the share of funds of members is linked to a choice of two investment portfolios.

VPM Preservation Pension & Provident Fund Portfolio (Equity Balanced)

Portfolio Market Value (31 October 2024)	R60.27 million
Unit Price (31 October 2024)	1 291.94 cents

VPM Preservation Pension & Provident Fund Portfolio (Income)

Portfolio Market Value (31 October 2024)	R23.83 million
Unit Price (31 October 2024)	467.61 cents

Asset Allocation as at 31 October 2024

VPM Preservation Pension & Provident Fund Portfolio (Equity Balanced)

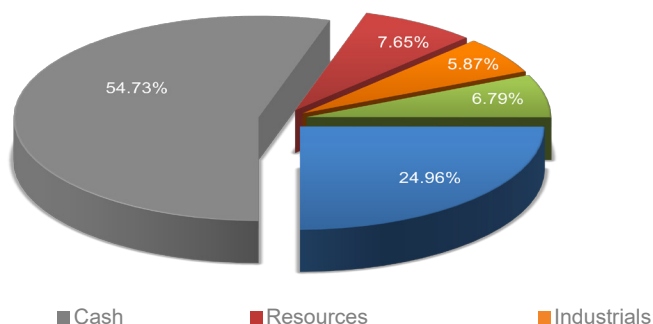
Investments	Portfolio %	Equities %
Resources	7.65	37.65
Industrials	5.87	28.92
Financials	6.79	33.43
Total Domestic Equities	20.31	100.00
Total Domestic Cash & Bonds	54.73	
Total Domestic Investments	75.04	
Total Offshore Investments	24.96	
Total Investments	100.00	

VPM Preservation Pension & Provident Fund Portfolio (Income)

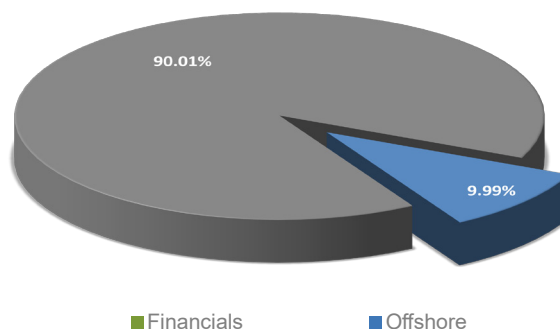
Investments	Portfolio %	Equities %
Resources	0.00	0.00
Industrials	0.00	0.00
Financials	0.00	0.00
Total Domestic Equities	0.00	100.00
Total Domestic Cash & Bonds	90.01	
Total Domestic Investments	90.01	
Total Offshore Investments	9.99	
Total Investments	100.00	

Portfolio Structure

VPM Preservation Pension & Provident Fund Portfolio (Equity Balanced)



VPM Preservation Pension & Provident Fund Portfolio (Income)



Guidelines for Investments

VPM Preservation Pension & Provident Fund Portfolio (Equity Balanced)

Tactical Asset Allocation	Minimum	Normal	Maximum
Equities	50%	65%	75%
Bonds (>3 years)	0%	0%	35%
Cash and Assets (<3 years)	5%	35%	50%

VPM Preservation Pension & Provident Fund Portfolio (Income)

Tactical Asset Allocation	Minimum	Normal	Maximum
Equities	0%	0%	20%
Bonds (>3 years)	0%	30%	50%
Cash and Assets (<3 years)	30%	70%	100%

These guidelines:

- provide for investment in listed securities and other liquid financial assets.
- **include an exposure to offshore investments, spread across the various asset classes within the specified guidelines.**
- do not include any exposure to property other than listed property stocks.

Portfolio selection does not include direct investments in commodities or hedge funds.

The Fund may use exchange-traded derivatives contracts on market indices to reduce net equity exposure from time to time.

Relative Performance and Risk

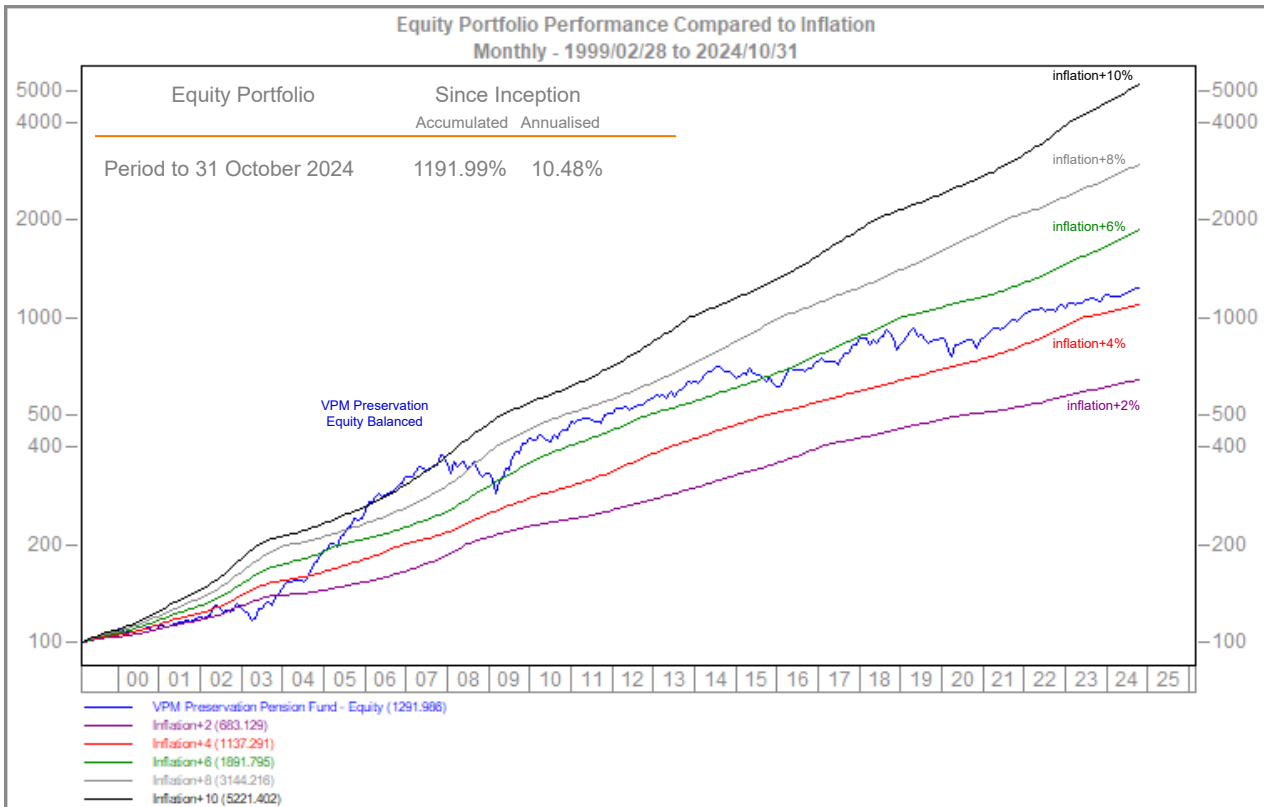
The underlying investments of the portfolios consist partly of equity and bonds investments. The investment horizon of equities and bonds is medium to long-term and the value of such investments may fluctuate. Consequently, past performance is not necessarily an indication of future performance and investment risk is carried

by the investor. Because the “equity balanced portfolio” choice is more exposed to equities, the unit price could therefore be more volatile. An increase in long-term interest rates, may also adversely affect the market value of bond investments in both portfolios.

VPM Preservation Pension & Provident Fund Portfolio (Equity Balanced)

Investment returns are dependent on many factors including financial market conditions and inflation. In particular, the level of inflation over the term of an investment is significant to the nominal returns. Generally speaking, the higher the rate of inflation, the higher the nominal returns. Inflation is an important consideration when formulating return expectations. Historically, inflation is recorded in a range of 6%-7% (the lower scenario) and a range of 10%-13% (the higher scenario).

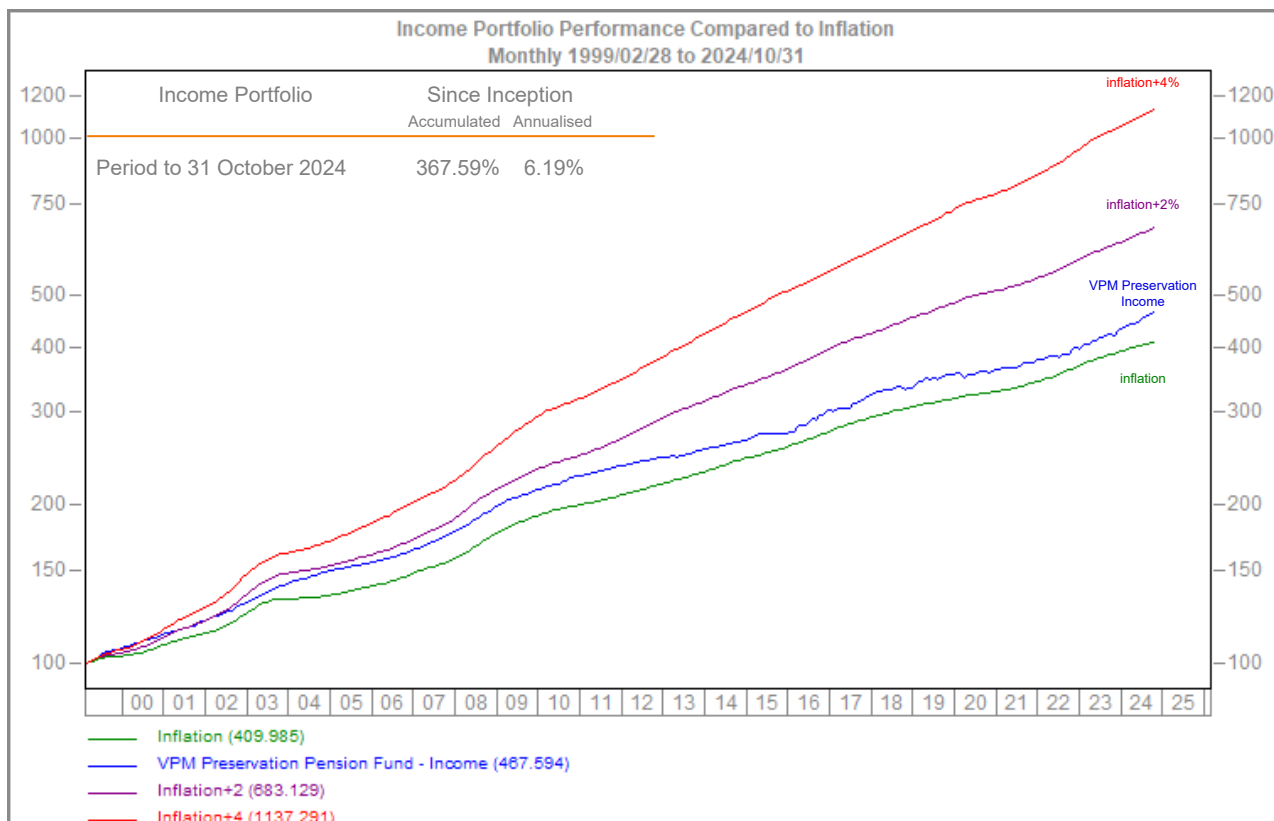
Generally, depending on the spread between growth investments such as equities and income investments such as cash and bonds, the portfolios target returns of between inflation and inflation plus 6%. The graphic representation below illustrates how the value of the VPM Preservation Pension & Provident Fund Portfolio (Equity Balanced) has performed relative to inflation.



VPM Preservation Pension & Provident Fund Portfolio (Income)

The graphic representation below illustrates how the value of the VPM Preservation Pension & Provident Fund Portfolio (Income) choice has performed. The absolute return is more modest and this choice is used to moderate risk and smooth out market

price volatility of equities held in the Equity Balanced Portfolio. This choice is also preferred by risk-averse investors seeking maximum capital protection. The appropriateness of returns in this portfolio depends largely on the availability of real interest rates.



Unit Price

Unit prices are calculated on a net asset value basis, this is the total market value of all investments in the individual portfolios including income accruals less any permissible deductions divided by the number of units representing the share of the fund of all members invested in each portfolio. The net asset value of the portfolios is calculated on a monthly basis on close of the last business day of each calendar month.

Fund Transfers

Fund transfer requests must be available for investment by 12h00 on the third Friday of the calendar month. All fund transfers are processed on a net realisable basis by the end of each calendar month.

Fund Payments

Any payments are processed at the end of the designated calendar month at the ruling unit price.

Fund Fact Sheet - 31 October 2024

Disclaimer

Liability
This document is intended to provide details and figures concerning the services of Value Portfolio Managers (Pty) Ltd. It has been prepared solely for information purposes and for the use of the recipient. The document was produced by Value Portfolio Managers and the opinions expressed are those of the Value Portfolio Managers as of the date of writing and are subject to change. Any reference to past performance is not necessarily a guide to the future nor does it constitute an offer or an invitation by Value Portfolio Managers to any person to buy or sell any security.

The information and analysis contained in this publication have been compiled from sources believed to be reliable but Value Portfolio Managers does not make any representation as to their accuracy or completeness and does not accept liability for any loss arising from the use hereof. Value Portfolio Managers reserves the right to make improvements, corrections and changes to this document. Information is provided as indication only and under no circumstances does it constitute a contractual commitment by Value Portfolio Managers.